




UNIVERSITY OF CAMBRIDGE INTERNATIONAL EXAMINATIONS  
 General Certificate of Education  
 Advanced Subsidiary Level and Advanced Level

CANDIDATE NAME

CENTRE NUMBER

CANDIDATE NUMBER



**CHEMISTRY**

**9701/35**

Paper 31 Advanced Practical Skills

**May/June 2010**

**2 hours**

Candidates answer on the Question Paper.

Additional Materials: As listed in the Instructions to Supervisors

**READ THESE INSTRUCTIONS FIRST**

Write your Centre number, candidate number and name on all the work you hand in.  
 Give details of the practical session and laboratory where appropriate, in the boxes provided.  
 Write in dark blue or black pen.  
 You may use a soft pencil for any diagrams, graphs or rough working.  
 Do not use staples, paper clips, highlighters, glue or correction fluid.  
 DO **NOT** WRITE IN ANY BARCODES.

Answer **all** questions.  
 You may lose marks if you do not show your working or if you do not use appropriate units.  
 Use of a Data Booklet is unnecessary.

Qualitative Analysis Notes are printed on pages 14 and 15.

At the end of the examination, fasten all your work securely together.  
 The number of marks is given in brackets [ ] at the end of each question or part question.

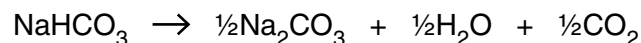
<b>Session</b>	
<b>Laboratory</b>	

<b>For Examiner's Use</b>	
<b>1</b>	
<b>2</b>	
<b>Total</b>	

This document consists of **13** printed pages and **3** blank pages.



- 1 You are required to find the molar enthalpy change for the decomposition of sodium hydrogencarbonate,  $\text{NaHCO}_3$ .



**FA 1** is anhydrous sodium hydrogencarbonate.

**FA 2** is anhydrous sodium carbonate.

**FA 3** is  $4.0 \text{ mol dm}^{-3}$  hydrochloric acid.

You will determine the value for the molar enthalpy change of neutralisation for each of **FA 1** and **FA 2**, using an excess of **FA 3**. You will then use these values to calculate the molar enthalpy change for the decomposition of sodium hydrogencarbonate.

**Warning:**  $4.0 \text{ mol dm}^{-3}$  hydrochloric acid is an **irritant**.  
**Very rapid effervescence occurs when FA 1 or FA 2 are added to FA 3.**  
For safe working, and to minimize the formation of 'acid mist', the solid must be added **carefully**, with stirring, to the acid. See further instructions below.

**Before starting any practical work read through the instructions in (a) and draw up two tables to record your results.**

## (a) Determining the molar enthalpy change of neutralisation between FA 1 and FA 3



For  
Examiner's  
Use

Follow the instructions below to determine the temperature change when a known mass of **FA 1**, sodium hydrogencarbonate, reacts with an excess of **FA 3**, hydrochloric acid.

- Weigh the stoppered tube labelled **FA 1** containing sodium hydrogencarbonate.
- Use a 50 cm<sup>3</sup> measuring cylinder to transfer 50 cm<sup>3</sup> of **FA 3** into a 250 cm<sup>3</sup> beaker.
- Stir the acid in the beaker with the thermometer. Record the temperature of the acid; this is the temperature at t = 0 min.
- Record the temperature each minute for 3 minutes.
- At t = 4 min, start to **carefully** add the weighed sample of **FA 1** to the acid.
- Add the solid **in at least 4 or 5 portions** to prevent excessive effervescence.
- While adding the solid stir the mixture constantly with the thermometer, but do **not** record the temperature.
- Continue to stir the mixture throughout the experiment.
- Record the temperature at t = 5 min, then every ½ **minute** until t = 8 min.
- Reweigh the tube labelled **FA 1**, its stopper and any residual sodium hydrogencarbonate.
- Empty and rinse the beaker and dry it using a paper towel.
- In one of your tables record the balance readings and the mass of **FA 1** added; in the second table record all measurements of time and temperature.


**Table of results**

[3]

**(b) Graph plotting**

For  
Examiner's  
Use

1. Plot a graph of temperature (y-axis) against time (x-axis) on the grid below.
2. Draw two straight lines of best fit; one through the points up to  $t = 3$  min; the second through the points from  $t = 5$  min to  $t = 8$  min. Extrapolate both lines to  $t = 4$  min.
3. From the extrapolated lines read the minimum and the maximum temperatures at  $t = 4$  min. Record these values in the spaces provided below.
4. Determine the value for the temperature fall at  $t = 4$  min.



The minimum temperature at  $t = 4$  min is ..... °C.

The maximum temperature at  $t = 4$  min is ..... °C.

The temperature fall,  $\Delta T_1$ , at  $t = 4$  min is ..... °C.  
[4]

**(c) Calculations**For  
Examiner's  
Use

Working should be shown in all calculations.

- (i) Use the equation below and the temperature fall,  $\Delta T_1$ , from (b) to calculate the change in heat energy during the reaction of **FA 1** with **FA 3**.

$$\text{change in heat energy} = 50 \times 4.3 \times \Delta T_1$$

The change in heat energy = ..... J.

- (ii) Calculate how many moles of **FA 1**,  $\text{NaHCO}_3$ , were used in your experiment.  
[ $A_r$ : C, 12.0; H, 1.0; O, 16.0; Na, 23.0]

..... mol of **FA 1** were used in the experiment.

- (iii) Calculate the enthalpy change when 1 mol of **FA 1** reacts with an excess of the hydrochloric acid, **FA 3**.

This is the molar enthalpy change of neutralisation,  $\Delta H_{\text{neutralisation}}(\text{NaHCO}_3)$ .Make certain that your answer is given in  $\text{kJ mol}^{-1}$  and has the appropriate sign.

$$\Delta H_{\text{neutralisation}}(\text{NaHCO}_3) = \text{.....} \quad \text{.....} \quad \text{kJ mol}^{-1}.$$

*sign*                      *calculated value*

- (iv) Explain the significance of the sign you have given in (iii) and how it is related to your experimental results.

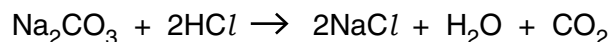
.....

.....

.....

[3]



**(d) Determining the molar enthalpy change of neutralisation between FA 2 and FA 3**

For  
Examiner's  
Use

Follow the instructions below to find the temperature change when a known mass of **FA 2**, sodium carbonate, reacts with an excess of **FA 3**, hydrochloric acid.

You are provided with two samples of sodium carbonate. You should use the sample labelled **Na<sub>2</sub>CO<sub>3</sub>** in **experiment 1** and the sample labelled **FA 2** in **experiment 2**.

**Experiment 1**

- Enter all results in the table below.
- Weigh the stoppered tube containing sodium carbonate, which is labelled **Na<sub>2</sub>CO<sub>3</sub>**.
- Use a 50cm<sup>3</sup> measuring cylinder to transfer 50cm<sup>3</sup> of **FA 3** into the rinsed and dried 250cm<sup>3</sup> beaker used in **(a)**.
- Stir the acid in the beaker with the thermometer and record the temperature.
- Start to add **carefully** the weighed sample of Na<sub>2</sub>CO<sub>3</sub> to the acid.
- As in the experiment in **(a)**, add the solid **in at least 4 or 5 portions** to prevent excessive effervescence.
- While adding the solid stir the mixture constantly with the thermometer.
- Record the maximum temperature obtained during the reaction.
- Reweigh the tube labelled **Na<sub>2</sub>CO<sub>3</sub>**, its stopper and any residual sodium carbonate.
- Empty and rinse the beaker and dry it using a paper towel.

**Experiment 2**

- Enter all results in the table below.
- Weigh a clean, dry, boiling-tube.
- Weigh between 7.0g and 7.5g of **FA 2**, sodium carbonate, into the boiling-tube.
- Repeat the procedure in **experiment 1** and record the maximum temperature obtained when this mass of **FA 2** reacts with 50cm<sup>3</sup> of **FA 3**.
- Reweigh the boiling-tube and any residual sodium carbonate.

**Results**

	experiment 1	experiment 2
mass of tube + anhydrous sodium carbonate / g		
mass of empty tube / g		
mass of tube + residual sodium carbonate / g		
mass of anhydrous sodium carbonate / g		
initial temperature of acid / °C		
maximum temperature obtained / °C		
temperature rise, $\Delta T_2$ / °C		

[6]



**(e) Calculations**For  
Examiner's  
Use

Working should be shown in all calculations.

- (i) Use the equation below and the temperature rise,  $\Delta T_2$ , from **(d)** for **experiment 1** to calculate the change in heat energy during the reaction of sodium carbonate with **FA 3**.

$$\text{change in heat energy} = 50 \times 4.3 \times \Delta T_2$$

Change in heat energy = ..... J.

- (ii) Calculate how many moles of sodium carbonate were used in your **experiment 1**.  
[ $A_r$ ; C, 12.0; O, 16.0; Na, 23.0]

..... mol of sodium carbonate were used in **experiment 1**.

- (iii) Calculate the enthalpy change when 1 mol of sodium carbonate reacts with an excess of the hydrochloric acid, **FA 3**.  
This is the molar enthalpy change of reaction,  $\Delta H_{\text{neutralisation}}(\text{Na}_2\text{CO}_3)$ .  
Make certain that your answer is given in  $\text{kJ mol}^{-1}$  and has the appropriate sign.

$$\Delta H_{\text{neutralisation}}(\text{Na}_2\text{CO}_3) = \text{.....} \quad \text{.....} \quad \text{kJ mol}^{-1}.$$

*sign*                      *calculated value*

- (iv) Explain the significance of the sign you have given in **(iii)** and how it is related to your experimental results.

.....

.....

.....

[5]

**(f) Calculating the enthalpy change of decomposition of FA 1,  $\Delta H_{\text{decomposition}}(\text{NaHCO}_3)$** For  
Examiner's  
Use

Use your values for  $\Delta H_{\text{neutralisation}}(\text{NaHCO}_3)$  and  $\Delta H_{\text{neutralisation}}(\text{Na}_2\text{CO}_3)$  in the expression below to calculate a value for the molar enthalpy change of decomposition,  $\Delta H_{\text{decomposition}}(\text{NaHCO}_3)$ , for **FA 1**.

$$\Delta H_{\text{decomposition}}(\text{NaHCO}_3) = \Delta H_{\text{neutralisation}}(\text{NaHCO}_3) - \frac{1}{2}\Delta H_{\text{neutralisation}}(\text{Na}_2\text{CO}_3)$$

$$\Delta H_{\text{decomposition}}(\text{NaHCO}_3) = \dots\dots\dots \text{kJ mol}^{-1}.$$

*sign*                      *calculated value*

[1]

**(g) Evaluation**

An alternative method for the determination of  $\Delta H_{\text{decomposition}}(\text{NaHCO}_3)$  gave a value of  $+42.5 \text{ kJ mol}^{-1}$ .

The value you have obtained may be significantly different from this value.

Calculate the difference between your value of  $\Delta H_{\text{decomposition}}(\text{NaHCO}_3)$  and that obtained by the alternative method.

Record this difference below. Express this difference as a percentage of the alternative value.

$$\text{difference} = \dots\dots\dots \text{kJ mol}^{-1}$$

$$\text{percentage difference} = \dots\dots\dots \%$$

[1]

**(h) Sources of error**

Describe **one** major source of error in this experiment. Suggest an improvement which would significantly increase the accuracy of the experiment. Explain why your suggestion would produce a more accurate value.

description of major source of error

.....  
 .....

suggested improvement

.....  
 .....

explanation of why suggestion would increase experimental accuracy

.....  
 .....

[2]

[Total: 25]

- 2 (a) You are provided with three solutions, **FA 4**, **FA 5** and **FA 6**. The only anions that may be present in these solutions are carbonate and chloride. One or more of the solutions may contain both anions.

For  
Examiner's  
Use

### Identification of the anions in FA 4, FA 5 and FA 6

Most metal carbonates are insoluble, most metal chlorides are soluble and all metal nitrates are soluble in water.

- (i) Use this information and the Qualitative Analysis Notes on page 15 to select
- **reagent 1**, to identify any carbonate ion that is present,
  - **reagent 2**, to identify any chloride ion present.

**reagent 1** ..... **reagent 2** ..... [1]

- (ii) Explain the order in which you will add your chosen reagents to determine the anion or anions present in each of **FA 4**, **FA 5** and **FA 6**.

.....  
 .....  
 ..... [1]

- (iii) Use the reagents selected in (a)(i) to test each of the solutions **FA 4**, **FA 5** and **FA 6**. Record your observations in the table below.

reagent	observations		
	<b>FA 4</b>	<b>FA 5</b>	<b>FA 6</b>

[2]

- (iv) From your observations, identify the anion or anions present in each of the solutions.

solution	carbonate	chloride	evidence
<b>FA 4</b>			
<b>FA 5</b>			
<b>FA 6</b>			

[2]

(b) You are provided with four solutions, **FA 7**, **FA 8**, **FA 9** and **FA 10**. Perform the test-tube experiments described below and record your observations in the table.

	tests	observations			
		FA 7	FA 8	FA 9	FA 10
(i)	To about 1 cm depth of solution in a test-tube, add 5 drops of aqueous sodium hydroxide, shake the mixture then, add a further 2 cm depth of aqueous sodium hydroxide.				
(ii)	To about 1 cm depth of solution in a test-tube, add 10 drops of aqueous ammonia, shake the mixture then, add a further 2 cm depth of aqueous ammonia.				
(iii)	Select a reagent that will confirm the identity of any ions producing white precipitates in both of the tests above. To about 1 cm depth of solution in a test-tube add the selected reagent. Record the appropriate observations below.				
	<b>The reagent is</b>				

[7]

For  
Examiner's  
Use

i	
ii	
iii	
iv	
v	
vi	
vii	

(c) From your observations, identify the cation present in each of the following solutions.

solution	cation	evidence
<b>FA 7</b>		
<b>FA 9</b>		
<b>FA 10</b>		

*For  
Examiner's  
Use*

[2]

[Total: 15]

## Qualitative Analysis Notes

Key: [ ppt. = precipitate. ]

## 1 Reactions of aqueous cations

ion	reaction with	
	NaOH(aq)	NH <sub>3</sub> (aq)
aluminium, Al <sup>3+</sup> (aq)	white ppt. soluble in excess	white ppt. insoluble in excess
ammonium, NH <sub>4</sub> <sup>+</sup> (aq)	no ppt. ammonia produced on heating	–
barium, Ba <sup>2+</sup> (aq)	no ppt. (if reagents are pure)	no ppt.
calcium, Ca <sup>2+</sup> (aq)	white ppt. with high [Ca <sup>2+</sup> (aq)]	no ppt.
chromium(III), Cr <sup>3+</sup> (aq)	grey-green ppt. soluble in excess giving dark green solution	grey-green ppt. insoluble in excess
copper(II), Cu <sup>2+</sup> (aq)	pale blue ppt. insoluble in excess	blue ppt. soluble in excess giving dark blue solution
iron(II), Fe <sup>2+</sup> (aq)	green ppt. turning brown on contact with air insoluble in excess	green ppt. turning brown on contact with air insoluble in excess
iron(III), Fe <sup>3+</sup> (aq)	red-brown ppt. insoluble in excess	red-brown ppt. insoluble in excess
lead(II), Pb <sup>2+</sup> (aq)	white ppt. soluble in excess	white ppt. insoluble in excess
magnesium, Mg <sup>2+</sup> (aq)	white ppt. insoluble in excess	white ppt. insoluble in excess
manganese(II), Mn <sup>2+</sup> (aq)	off-white ppt. rapidly turning brown on contact with air insoluble in excess	off-white ppt. rapidly turning brown on contact with air insoluble in excess
zinc, Zn <sup>2+</sup> (aq)	white ppt. soluble in excess	white ppt. soluble in excess

[Lead(II) ions can be distinguished from aluminium ions by the insolubility of lead(II) chloride.]

## 2 Reactions of anions

<i>ion</i>	<i>reaction</i>
carbonate, $\text{CO}_3^{2-}$	$\text{CO}_2$ liberated by dilute acids
chromate(VI), $\text{CrO}_4^{2-}$ (aq)	yellow solution turns orange with $\text{H}^+$ (aq); gives yellow ppt. with $\text{Ba}^{2+}$ (aq); gives bright yellow ppt. with $\text{Pb}^{2+}$ (aq)
chloride, $\text{Cl}^-$ (aq)	gives white ppt. with $\text{Ag}^+$ (aq) (soluble in $\text{NH}_3$ (aq)); gives white ppt. with $\text{Pb}^{2+}$ (aq)
bromide, $\text{Br}^-$ (aq)	gives cream ppt. with $\text{Ag}^+$ (aq) (partially soluble in $\text{NH}_3$ (aq)); gives white ppt. with $\text{Pb}^{2+}$ (aq)
iodide, $\text{I}^-$ (aq)	gives yellow ppt. with $\text{Ag}^+$ (aq) (insoluble in $\text{NH}_3$ (aq)); gives yellow ppt. with $\text{Pb}^{2+}$ (aq)
nitrate, $\text{NO}_3^-$ (aq)	$\text{NH}_3$ liberated on heating with $\text{OH}^-$ (aq) and Al foil
nitrite, $\text{NO}_2^-$ (aq)	$\text{NH}_3$ liberated on heating with $\text{OH}^-$ (aq) and Al foil; $\text{NO}$ liberated by dilute acids (colourless $\text{NO} \rightarrow$ (pale) brown $\text{NO}_2$ in air)
sulfate, $\text{SO}_4^{2-}$ (aq)	gives white ppt. with $\text{Ba}^{2+}$ (aq) (insoluble in excess dilute strong acid) or gives white ppt. with $\text{Pb}^{2+}$ (aq)
sulfite, $\text{SO}_3^{2-}$ (aq)	$\text{SO}_2$ liberated with dilute acids; gives white ppt. with $\text{Ba}^{2+}$ (aq) (soluble in excess dilute strong acid)

## 3 Tests for gases

<i>gas</i>	<i>test and test result</i>
ammonia, $\text{NH}_3$	turns damp red litmus paper blue
carbon dioxide, $\text{CO}_2$	gives a white ppt. with limewater (ppt. dissolves with excess $\text{CO}_2$ )
chlorine, $\text{Cl}_2$	bleaches damp litmus paper
hydrogen, $\text{H}_2$	"pops" with a lighted splint
oxygen, $\text{O}_2$	relights a glowing splint
sulfur dioxide, $\text{SO}_2$	turns acidified aqueous potassium dichromate(VI) (aq) from orange to green

**BLANK PAGE**

---

Permission to reproduce items where third-party owned material protected by copyright is included has been sought and cleared where possible. Every reasonable effort has been made by the publisher (UCLES) to trace copyright holders, but if any items requiring clearance have unwittingly been included, the publisher will be pleased to make amends at the earliest possible opportunity.

University of Cambridge International Examinations is part of the Cambridge Assessment Group. Cambridge Assessment is the brand name of University of Cambridge Local Examinations Syndicate (UCLES), which is itself a department of the University of Cambridge.